



TEFCA
RECOGNIZED
COORDINATING
ENTITY

Trusted Exchange Framework and Common Agreement

Qualified Health Information Network (QHIN) Technical Framework (QTF)

Version 2.1

Effective Date: December 4, 2025

TABLE OF CONTENTS

Overview.....	3
QTF Version 2.1 Scope.....	3
Definitions	4
QHIN Exchange Scenarios	6
Document Query Scenario	6
Use Case Steps.....	10
Message Delivery Scenario.....	18
Use Case Steps.....	20
Requirements for Functions and Technology to Support Exchange	23
Connectivity and Remediation	23
Certificate Policy.....	23
Secure Channel.....	24
Mutual Authentication	25
User Authentication	25
Authorization & Exchange Purpose.....	27
Patient Discovery Query.....	27
Document Query and Retrieve	29
Message Delivery	33
Patient Identity Resolution	34
Record Location.....	35
Directory Services.....	35
Auditing	36
Error Handling	37
Constraints for QHIN Query for Initiating Node(s) and Responding Node(s)	37
Constraints Specific to Facilitated FHIR Exchange	40
General Requirements	40
Testing Procedure Supporting Requirements.....	41
Performance Measures.....	42

OVERVIEW

The 21st Century Cures Act, signed by President Obama in 2016, calls on the U.S. Department of Health and Human Services' Office of the National Coordinator for Health Information Technology (ONC) to “develop or support a trusted exchange framework, including a common agreement among health information networks nationally.” Starting in 2019, ONC established a relationship with The Sequoia Project to serve as the Trusted Exchange Framework and Common Agreement™ (TEFCA™) Recognized Coordinating Entity® (RCE™) to administer a network-of-networks enabled by the Common Agreement called for in the Cures Act.

The Trusted Exchange Framework and Common Agreement™, also known as TEFCA™, is a federally endorsed network-of-networks, with Qualified Health Information Networks™ (QHINs™) enabling exchange of data among their network members and customers, referred to as Participants and Subparticipants. The QHIN Technical Framework (QTF) describes the functional and technical requirements that a Health Information Network (HIN) must fulfill to serve as a QHIN. The QTF specifies the technical underpinnings for TEFCA Exchange, QHIN technical capabilities and services, and certain other responsibilities, some of which flow down to Participants and Subparticipants. The QTF is intended to be consistent with the Common Agreement¹, and in the event of any conflict or inconsistency, the Common Agreement section on Priority determines the order of precedence.

QTF Version 2.1 Scope

The technical and functional requirements described focus on three information exchange modalities for QHINs:

- QHIN Query
- QHIN Message Delivery
- Facilitated FHIR

The QTF also describes high-level functional requirements QHINs must support for exchange within their health information networks. So long as QHINs are able to achieve the required functional outcomes within their networks, they generally have the operational flexibility to select appropriate standards and approaches consistent with the needs of their business environments. In limited instances, the QTF may specify a particular element of Participant or Subparticipant behavior in order to ensure consistency in QHIN-to-QHIN behavior.

The Health Level 7 (HL7®) Fast Healthcare Interoperability Resources (FHIR®) Facilitated FHIR exchange model provides the opportunity for QHINs to make available selected network services to enhance Participants' and Subparticipants' use of FHIR Application Programming Interface (APIs) among themselves. This QTF is accompanied by the Facilitated FHIR Implementation SOP,

¹ See <https://rce.sequoiaproject.org/common-agreement/>

which describes the roadmap and requirements for adoption of network wide Facilitated FHIR Exchange. The SOP references HL7® FHIR® specifications for Facilitated FHIR exchange between QHINs, Participants, and Subparticipants, including the use of the FHIR Provenance Resource to track data transformation to and from FHIR resources.

The technical and functional requirements described in the QTF reflect many of the technologies and standards used for network-based health information exchange today. For example, organizations supporting health information exchange nationally (e.g., Carequality) generally use Integrating the Healthcare Enterprise (IHE) profiles such as Cross-Community Patient Discovery (XCPD)² and Cross-Community Access (XCA)³ to enable clinical document exchange between disparate communities. Additionally, the QTF includes requirements for Participants and Subparticipants to engage in exchange using emerging standards, such as FHIR API-based exchange. The QTF acknowledges that patient matching algorithms vary today; there will be work with QHINs to develop matching recommendations and/or requirements in the future.

The scope of data for TEFCA exchange is TEFCA Information as defined by the Common Agreement and maintained by QHINs, Participants, or Subparticipants. The United States Core Data for Interoperability (USCDI)⁴ is a named data standard in the QTF, but it is neither a “floor” nor a “ceiling” for data exchange. TEFCA Information maintained by QHINs, Participants, and Subparticipants could be more or less than the data in the version of USCDI specified in the QTF. However, the USCDI provides conformance requirements when exchanged in TEFCA. When TEFCA Exchange occurs for the data in the USCDI version specified in the QTF, then the data needs to conform to the requirements specified in the USCDI. This could be done by a Participant, Subparticipant, or by the Responding QHIN depending on the internal configuration and policies of each QHIN.

Definitions

Capitalized terms are used throughout the QTF. Many such terms are defined in the Common Agreement and are not duplicated in this list. Terms specific to the QTF are defined here:

- **Access Consent Policy (ACP):** Policies that may influence access control decisions and which can be referenced in Queries.
- **Actor:** A QHIN, Participant, or Subparticipant.
- **Assigning Authority:** The organization that issues a patient identifier.

² IHE Cross-Community Patient Discovery (XCPD) profile in the IHE IT Infrastructure (ITI) Technical Framework Volume 1: Integration Profiles available at https://www.ihe.net/uploadedFiles/Documents/ITI/IHE_ITI_TF_Rev17-0_Vol1_FT_2020-07-20.pdf

³ IHE Cross-Community Access (XCA) profile in the IHE IT Infrastructure (ITI) Technical Framework Volume 1: Integration Profiles available at https://www.ihe.net/uploadedFiles/Documents/ITI/IHE_ITI_TF_Rev17-0_Vol1_FT_2020-07-20.pdf

⁴ See <https://www.healthit.gov/isa/united-states-core-data-interoperability-uscdi>

- **Enterprise Master Patient Index (eMPI):** A system that coordinates patient identification across multiple systems by collecting, storing, and managing identifiers and patient-identifying demographic information from a source system.
- **Exchange Modality:** QHIN Query, QHIN Message Delivery, and/or Facilitated FHIR
- **FHIR Push:** A PUT or POST operation that submits data to a QHIN, Participant, Subparticipant, or other Node.
- **FHIR Query:** An operation that Queries information from a Responding Node
- **HomeCommunityID (HCID):** A globally unique identifier for a Node.
- **Initiating QHIN:** A QHIN that initiates a QHIN Query or QHIN Message Delivery.
- **Instance Access Consent Policy (IACP):** Policy instances (e.g., patient authorization forms) which may influence access control decisions, and which can be referenced by Queries.
- **Message Delivery Solicitation:** A request for a QHIN to initiate a QHIN Message Delivery.
- **QHIN Directory:** A system used by QHINs to record and resolve the identifiers and endpoints of members of their network (i.e., Participants and Subparticipants). The QHIN Directory includes a local copy of the RCE Directory.
- **QHIN Message Delivery:** The act of a QHIN delivering information to one or more other QHINs (i.e., TEFCA Exchange) for delivery to one or more Participants, Subparticipants, or Individuals. (Sometimes referred to as a “push”).
- **QHIN Query:** The act of a QHIN Querying information from one or more other QHINs (Sometimes referred to as a “pull”).
- **Query Solicitation:** A request for a QHIN to initiate a QHIN Query.
- **RCE Directory:** The individual organization entries that form the content of the RCE Directory Service.
- **Record Locator Service (RLS):** A service that provides authorized users the location of records based on criteria such as a patient ID and/or record data type, as well as providing functionality for the ongoing maintenance of health record location information.
- **Responding QHIN:** A QHIN that receives (and responds to, as appropriate) a QHIN Query or QHIN Message Delivery from an Initiating QHIN.
- **Uniform Resource Identifier (URI):** A set of characters that identifies a specific logical or physical resource used by Internet related computer programs.

The following actor names are specific to IHE profiles and used within the QTF with the following definitions, for full definitions please see IHE Technical Frameworks General Introduction, Appendix A: IHE Actor Definitions.⁵

⁵ IHE Technical Frameworks General Introduction, Appendix A available at <https://profiles.ihe.net/GeneralIntro/ch-A.html>

- **Initiating Gateway:** A transaction gateway that supports outgoing Queries and Responses for QHIN Query (Patient Discovery, Document Query, Document Retrieve) and QHIN Message Delivery.
- **Responding Gateway:** A transaction gateway that supports incoming Queries and Responses for QHIN Query (Patient Discovery, Document Query, Document Retrieve) and QHIN Message Delivery.

The key words "MUST", "MUST NOT", "REQUIRED", "SHOULD", "SHOULD NOT", "MAY", and "OPTIONAL" in this document are to be interpreted as described in IETF BCP 14.⁶

QHIN EXCHANGE SCENARIOS

The following QHIN exchange scenarios present basic workflows for the supported exchange modalities. Each scenario depicts a real-world use case that stakeholders might encounter. The scenarios do not represent all possible workflows or use cases. Rather, they generally describe the various functions performed to enable QHIN-to-QHIN information exchange.

Document Query Scenario

In this scenario, a health care provider sees a new patient and seeks to find the patient's health information among the QHINs to inform diagnosis and treatment. This scenario assumes basic patient demographic information is available to the provider.

The health care provider is a participant in a health information network (e.g., state/local Health Information Exchange (HIE), vendor- or payer-based network, etc.), which is a Participant of a QHIN. To find health information about the patient, the provider first submits a Query Solicitation to the local network, which is routed to the QHIN over a secure channel. The Query Solicitation may include patient demographic information for patient identity resolution, Query parameters indicating which information the provider is looking for, and/or a list of entities to Query. The local network also transmits information about the provider's identity, as well as an Exchange Purpose specified by the provider (i.e., "Treatment" in this scenario).

The QHIN processes the Query Solicitation and uses the information to initiate a QHIN Query to any appropriate Responding QHINs. If the provider specified one or more Responding Nodes for the Query, the Initiating QHIN checks its QHIN Directory to identify the appropriate Responding QHINs. Otherwise, the Initiating QHIN will initiate a QHIN Query with all other QHINs.

⁶ Key words for use in RFCs to Indicate Requirement Levels and Ambiguity of Uppercase vs Lowercase in RFC 2119 Key Words (IETF BCP 14) available at <https://www.rfc-editor.org/info/bcp14>

The Initiating QHIN connects to each Responding QHIN using the Internet Engineering Task Force (IETF) Transport Layer Security (TLS) protocol⁷ to establish a secure channel for the QHIN Query transaction; each QHIN authenticates the other QHIN (i.e., mutual authentication). After establishing a secure channel, the Initiating QHIN sends each Responding QHIN a Security Assertion Markup Language (SAML)⁸ assertion conforming to the IHE Cross-Enterprise User Assertion (XUA) profile along with the query transaction.⁹ The SAML assertion preserves information from the Query Solicitation about the Initiating Node and the Exchange Purpose but is assembled by the QHIN and signed by the QHIN's digital certificate.

A QHIN Query typically involves two major workflows, patient discovery via IHE XCPD and document query (including location and retrieval) via IHE XCA. In the patient discovery workflow, the Initiating QHIN shares patient demographic information via an XCPD Request with the Responding QHIN(s). Each Responding QHIN uses the demographic information to resolve the patient's identity (i.e., "patient matching"), and returns an XCPD Response with the resolved identity, including local patient identifiers, demographic information about the patient, and other details.

In the document query workflow, the Initiating QHIN sends an XCA Request including a patient identifier (e.g., information obtained via the Patient Discovery workflow) and Query parameters to the Responding QHIN(s) to discover whether clinical documents are available. Each Responding QHIN uses the Query parameters and patient identity to discover clinical documents that meet the Query criteria within their own network and sends an XCA Response with a list of document identifiers to the Initiating QHIN. The list of document identifiers is routed through the local network to the provider, who reviews the Response and selects the relevant documents for retrieval. The Initiating QHIN then Queries for the relevant documents, which are retrieved and shared with the Initiating QHIN by the Responding QHIN(s).

After retrieving the relevant documents, the Initiating QHIN routes them back through the local network to the provider. Each QHIN involved in the Query maintains audit logs of all activities and transactions the QHIN performed in the process of resolving the Query, according to the IHE Audit Trail and Node Authentication (ATNA) profile.¹⁰

⁷ *The Transport Layer Security (TLS) Protocol Version 1.2* (IETF RFC 5246) available at <https://tools.ietf.org/html/rfc5246> and *The Transport Layer Security (TLS) Protocol Version 1.3* (IETF RFC 8446) – available at <https://tools.ietf.org/html/rfc8446>.

⁸ *Security Assertion Markup Language (SAML)* available at <https://docs.oasis-open.org/security/saml/Post2.0/sstc-saml-tech-overview-2.0.html>.

⁹ *IHE Cross-Enterprise User Assertion (XUA) profile* in the IHE IT Infrastructure (ITI) Technical Framework Volume 1: Integration Profiles available at https://www.ihe.net/uploadedFiles/Documents/ITI/IHE_ITI_TF_Rev17-0_Vol1_FT_2020-07-20.pdf.

¹⁰ *IHE Audit Trail and Node Authentication (ATNA) profile* in the IHE IT Infrastructure (ITI) Technical Framework Volume 1: Integration Profiles available at https://www.ihe.net/uploadedFiles/Documents/ITI/IHE_ITI_TF_Rev17-0_Vol1_FT_2020-07-20.pdf.

Specified standards for a QHIN Query are included in Table 1. Specified Standards for QHIN Query.

Table 1. Specified Standards for QHIN Query	
Query Functions	Specified Standard(s) / Profile(s)
Secure Channel	<ul style="list-style-type: none"> IETF TLS 1.2 w/ BCP-195¹¹ or IETF TLS 1.3 w/ BCP-195
Mutual Authentication	<ul style="list-style-type: none"> IETF TLS w/ BCP-195
User Authentication	<ul style="list-style-type: none"> IHE XUA
Authorization & Exchange Purpose	<ul style="list-style-type: none"> IHE XUA
Query for Patients	<ul style="list-style-type: none"> IHE XCPD
Document Query and Retrieve	<ul style="list-style-type: none"> IHE XCA
Auditing	<ul style="list-style-type: none"> IHE ATNA (Content only)

Actors

The following lists the Actors and services included as part of the workflow. Cardinality represents the number of that Actor/service expected and which QTF “system” Actor is expected to have that service or Actor role.

Actors/Services	Cardinality	System Actor
Initiating Node	1..1	Any initiating Actor
Initiating Gateway	1..1	Initiating QHIN
QHIN Directory	1..1	Initiating QHIN
QHIN Directory	1..*	Responding QHIN(s)
Responding Gateway	1..*	Responding QHIN(s)
Responding Node(s)	1..*	Any responding Actor

Assumptions

- 1) All Initiating and Responding Nodes agree on transport level details (specified for transactions between QHINs elsewhere in this document) that allow for the following:
 - a) System authentication and encrypted communications over a secure channel.
 - b) The ability to provide information in each transaction that identifies security and permission details about the Request such as who is sending, what their role is, and what their Exchange Purpose is.
 - c) The ability of Actors to choose if/how to allow a transaction to proceed based on privacy policies, security details, and the requirements of the Common Agreement.

¹¹ Recommendations for Secure Use of Transport Layer Security (TLS) and Datagram Transport Layer Security (DTLS) (IETF BCP 195) available at: <https://tools.ietf.org/html/bcp195>.

- 2) The Initiating Node does not know patient identifier(s) and/or Responding Node(s) for a Query.
 - a) If the Patient Identifier(s) and Responding Node(s) are known, the patient discovery phase of the Query workflow may be omitted.

Pre-conditions

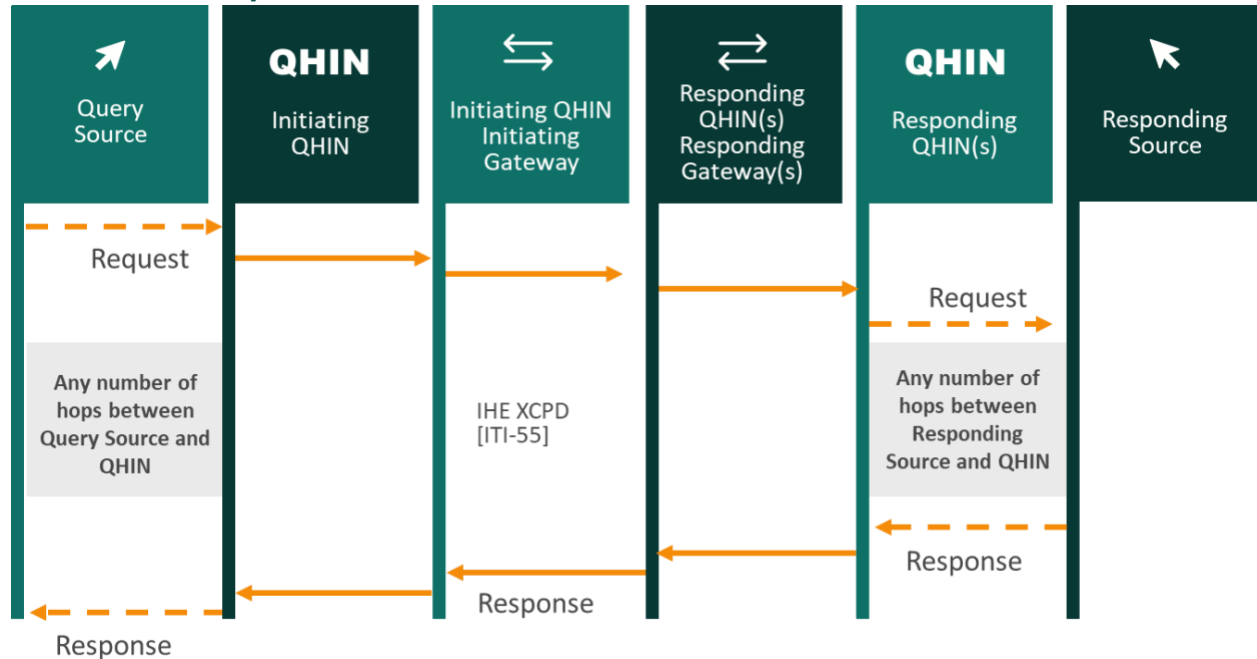
The following workflow assumes the following conditions:

- The Initiating Node knows sufficient patient demographics for a successful match as determined by the Responding Node.
- Each Actor has the appropriate service endpoint(s) and other connectivity information for any other Actors above or below it in the hierarchy with which it connects directly.
- The RCE Directory includes the organization facility name(s), and HomeCommunityID(s) for all current Participants and Subparticipants. Each Participant and Subparticipant is matched to the appropriate QHIN.
- Each QHIN maintains an up-to-date copy of the RCE Directory.
- Responding QHINs know the current HomeCommunityIDs for any Responding Nodes.
- Each QHIN has either a Record Locator Service (RLS) or Enterprise Master Patient Index (eMPI) or uses other techniques to perform patient lookup within the Service Level Requirements timeout limitation as specified in the QHIN Service Level Requirements Policy¹².

¹² QHIN Service Level Requirements Policy, when available, to be located at <https://rce.sequoiaproject.org/tefca-and-rce-resources>

Use Case Steps

Patient Discovery



Nominal Flow (QHIN maintains an eMPI or RLS)

- 1) The Initiating Node sends a Query Solicitation, through any intermediary Subparticipants or Participant, as applicable, to the Initiating QHIN to discover patient matches by demographics.
 - a) The Query Solicitation includes all available patient demographics.
- 2) The Initiating QHIN creates an IHE Cross Gateway Patient Discovery [ITI-55] Request based on the Query Solicitation and sends it via the Initiating Gateway to the Responding Gateways of all Responding QHINs. See *IHE ITI TF-2b: 3.55*.
 - a) The Initiating QHIN creates an audit log entry.
- 3) Each Responding QHIN compares the demographics to its known patients, applying its own algorithm(s) to determine potential matches, and returns an IHE Cross Gateway Patient Discovery [ITI-55] Response to the Initiating QHIN's Initiating Gateway.
 - a) The IHE Cross Gateway Patient Discovery [ITI-55] Response contains zero or more patient matches from all potential Responding Nodes, including demographics and patient ID as known by the Responding Node. The Response may contain multiple entries where each entry reflects a different source of information but will include only one identifier per patient per Responding Node.
 - b) The Responding QHIN creates an audit log entry including the HCID of the Initiating QHIN and Initiating Node.

- 4) The Initiating QHIN returns the Response(s) to the Initiating Node (through any intermediary Participant or Subparticipants, as applicable).
 - a) The Initiating QHIN creates an audit log entry.
 - b) Note: Any QHINs participating in the transaction should include any errors in its audit log. QHINs should not include the contents of successful Responses in their audit logs but should include the XCPD Query.

Alternate Flow 1: Querying Specific Organization(s)

The following flow may be used when the Initiating Node only wants to Query one or more specific organizations:

- 1) The Initiating Node sends a Query Solicitation, through any intermediary Subparticipants or Participant as applicable, to the Initiating QHIN to find patient matches by demographics from specific organizations where a patient may have health care data.
 - a) The Query Solicitation includes all available patient demographics as well as the HomeCommunityID(s) and/or other information about the specified Responding Node(s) (e.g., organization name, city, and state). See *IHE ITI TF-1: 27 XCPD Integration Profile* and *IHE ITI TF-2b: 3.55*.
- 2) The Initiating QHIN queries its QHIN Directory to identify the appropriate Responding QHIN for each Responding Node provided by the Initiating Node.
- 3) For each Responding Node provided by the Initiating Node, the Initiating QHIN creates an IHE Cross Gateway Patient Discovery [ITI-55] Request based on the Query Solicitation and sends it via the Initiating Gateway to the Responding Gateway of the Responding QHIN for the Responding Node. See *IHE ITI TF-2b: 3.55*.
 - a) The ITI-55 request indicates which Responding Node is requested to respond “by populating the homeCommunityId of the requested community into the id element within the device of the receiver”.
 - b) The Initiating QHIN creates an audit log entry.
- 4) Each Responding QHIN compares the demographics to its known patients, applying its own algorithm(s) to determine potential matches, and returns an IHE Cross Gateway Patient Discovery [ITI-55] Response to the Initiating QHIN's Initiating Gateway.
 - a) Each IHE Cross Gateway Patient Discovery [ITI-55] Response contains zero or more patient matches from the indicated Responding Node listed underneath them in the RCE Directory, including demographics and patient ID as known by the Responding Node. The Response may contain multiple entries where each entry reflects a different source of information but will include only one identifier per patient per Responding Node.

- b) The Responding QHIN creates an audit log entry including the HCID of the Initiating QHIN and Initiating Node.

5) Nominal Flow resumes at Step 4.

Alternate Flow 2: Initiating Node asserts an Instance Access Consent Policy or Access Consent Policy

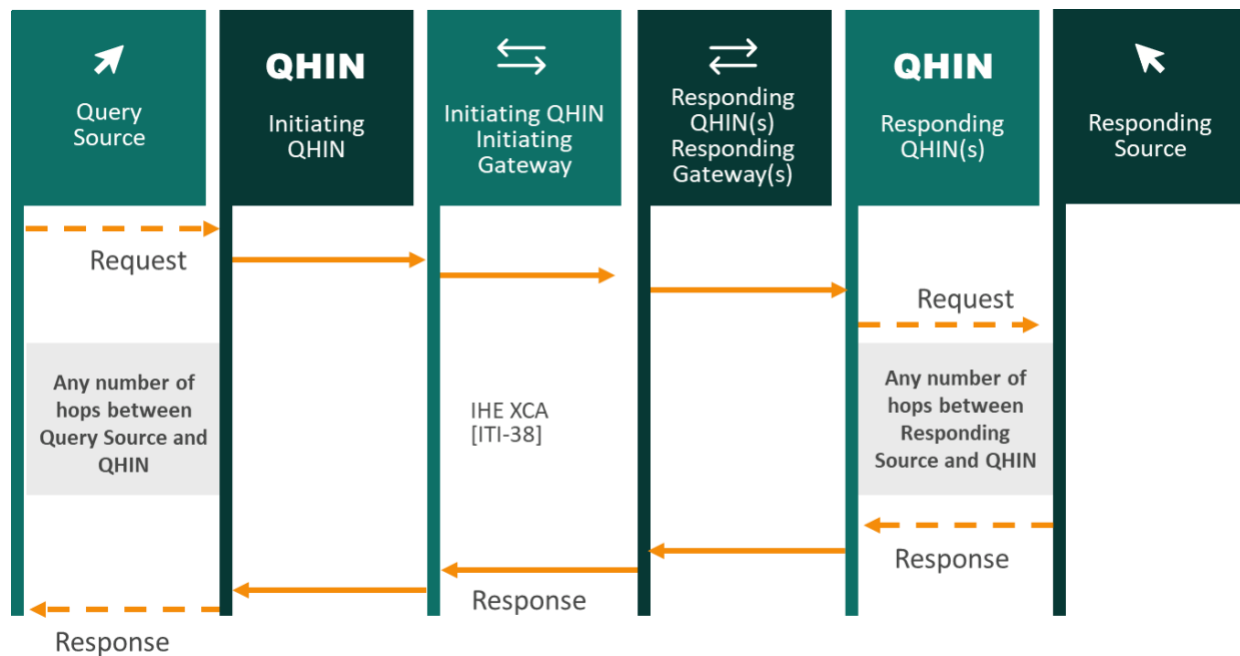
- 1) The Initiating Node includes the Uniform Resource Identifier (URI)(s) of one or more Access Consent Policies (ACPs) or Instance Access Consent Policies (IACP) in its Query Solicitation.
 - a) An ACP may have an associated instance (IACP, e.g., a signed patient permission form) for a specific patient.
- 2) Each Responding Node obtains the (I)ACP per the Document Retrieve Workflow with the option of additionally using the Document Query workflow if additional information is needed to retrieve the document.
 - a) A Responding Node may incorporate retrieved (I)ACPs into access control decisions made with respect to releasing information in Response to a Query.
 - b) If a Responding Node is unable to obtain the (I)ACP document or is unable to process a retrieved (I)ACP document and would not be able to disclose patient information without a valid (I)ACP, an error Response is returned. The flow ends for this Responding Node and the use case continues.
- 3) Nominal Flow resumes at Step 3.

Alternate Flow 3: QHIN does not maintain an eMPI or RLS

- 1) Workflow begins in step 3.
- 2) The Responding QHIN queries its Participants, based on its chosen method that meets Service Level Agreement(s) (SLAs), to discover patient matches using the patient demographics and returns an IHE Cross Gateway Patient Discovery [ITI-55] Response to the Initiating QHIN's Initiating Gateway.
 - a) The Response contains one or more patient matches from all potential Responding Nodes, including demographics and patient ID as known by each Responding Node. The Response must also include the Responding Participant's HomeCommunityID and Assigning Authority, or the HomeCommunityID and Assigning Authority of any Subparticipants where a match was found. The Response may contain multiple entries, where each entry reflects a different source of information, but should not contain multiple patient identifiers for a match at a single Responding Node.

Document Query

Nominal Flow



- 1) The Initiating Node sends a Query Solicitation, through any intermediary Subparticipants or Participant, as applicable, to the Initiating QHIN to Query for document metadata.
 - a) The Query Solicitation includes one or more patient identifiers and Assigning Authorities and HCID for each desired Responding Node.
 - b) The Initiating QHIN Queries its QHIN Directory to identify the appropriate Responding QHIN(s) for each HCID included in the Query Solicitation.
- 2) The Initiating QHIN creates an IHE Cross Gateway Query [ITI-38] FindDocuments Registry Stored Query Request based on the Query Solicitation and sends it via the Initiating Gateway to each Responding QHIN's Responding Gateway.
 - a) The Initiating QHIN creates an audit log entry
- 3) Each Responding QHIN queries its QHIN Directory to identify the appropriate Responding Node(s) and sends a Request for document metadata, through any intermediary Participant or Subparticipants, as applicable, to each Responding Node.
 - a) The Responding QHIN's Request to a Responding Node includes the patient identifier as known by the Responding Node and may include some number of Query parameters.
 - b) The Responding QHIN creates an audit log entry including the HCID and Assigning Authority of the Initiating Node, Initiating QHIN, and Responding Node(s).
- 4) Each Responding Node returns a Response with document based on any Query parameters and/or local access control policies.

- 5) Each Responding QHIN combines the Responses from the Responding Node(s) and returns a single IHE Cross Gateway Query [ITI-38] FindDocuments Registry Stored Query Response to the Initiating QHIN's Initiating Gateway.
 - a) The Responding QHIN creates an audit log entry including the HCID and Assigning Authority of the Responding Node(s), Initiating QHIN, and Initiating Node.
- 6) The Initiating QHIN returns the Response(s) to the Initiating Node, through any intermediary Participant or Subparticipants, as applicable.
 - a) The Initiating QHIN creates an audit log entry identifying the Responding Node(s) and Initiating Node.

Alternate Flow 1: Query Returns Partial Success

- 1) This workflow begins at Step 4 of the Nominal Flow.
- 2) A Responding Node returns an error message (e.g., no document is found).
- 3) The Responding QHIN combines the Responses from the Responding Node(s) and returns a single IHE Cross Gateway Query [ITI-38] FindDocuments Response to the Initiating QHIN's Initiating Gateway.
 - a) If the Responding QHIN is able to return some but not all available document entries, the Response includes all available DocumentEntry elements, the status urn:ihe:iti:2007:ResponseStatusType:PartialSuccess, and some number of RegistryError elements.
- 4) The Initiating QHIN chooses to execute one of the following subflows:
 - a) Subflow 1: If the Initiating Node is unable to process a Partial Success Response, the Initiating QHIN returns the Response to the Initiating Node (through any intermediary Participant or Subparticipants, as applicable) as a Success. The Response does not indicate there were errors.
 - b) Subflow 2: The Initiating QHIN returns the Response to the Initiating Node (through any intermediary Participant or Subparticipants, as applicable), along with information about any errors.

Alternate Flow 2: Initiating Node asserts an Instance Access Consent Policy or Access Consent Policy

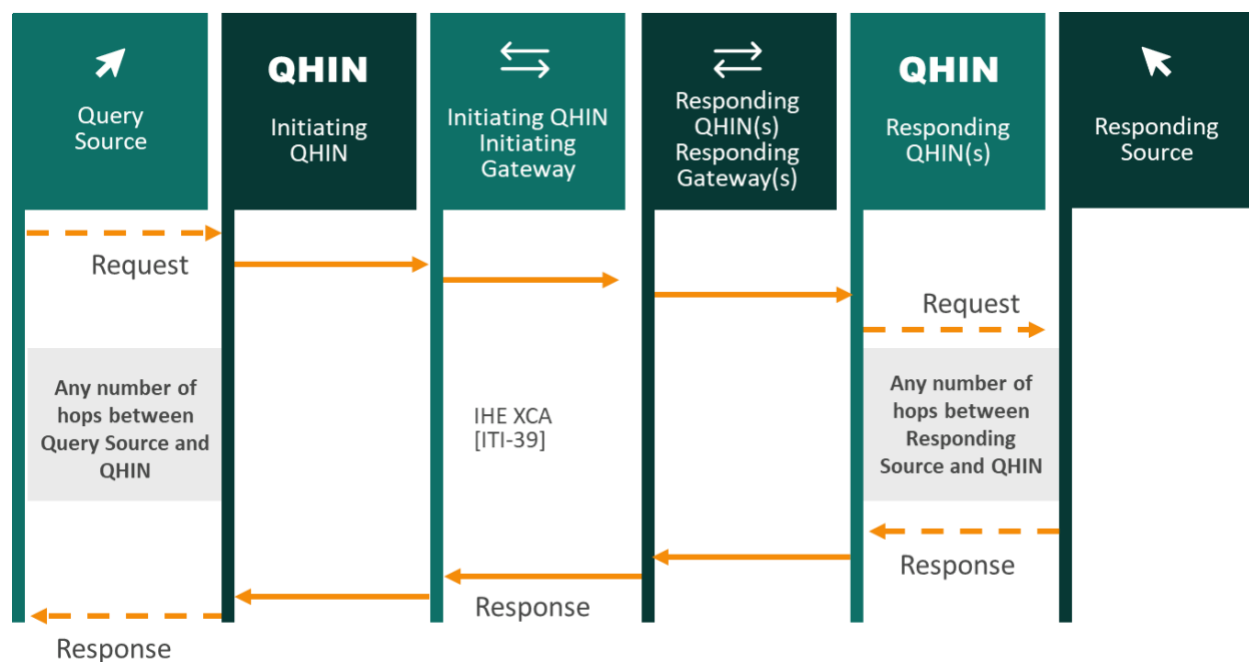
- 1) The Initiating Node includes the URI(s) of one or more Access Consent Policies (ACPs) or Instance Access Consent Policies (IACP) in its Query Solicitation.
 - a) An ACP may have an associated instance (IACP, e.g., a signed patient consent form) for a specific patient.
- 2) Each Responding Node obtains the (I)ACP per the Document Retrieve Workflow with an option of using the Document Query workflow if sufficient information is not supplied.

- a) A Responding Node may incorporate retrieved (I)ACPs into access control decisions made with respect to releasing information in Response to a Query.
- b) If a Responding Node is unable to obtain the (I)ACP document or is unable to process a retrieved (I)ACP document and would not be able to disclose patient information without a valid (I)ACP, an error Response is returned. The flow ends for this Responding Node and the use case continues.

3) Nominal Flow resumes at Step 4.

Document Retrieve

Nominal Flow



- 1) The Initiating Node sends a Query Solicitation, through any intermediary Subparticipants or Participant, as applicable, to the Initiating QHIN to retrieve documents.
 - a) The Query Solicitation includes the HomeCommunityID(s), Repository ID(s), and Document IDs at the Responding Node(s).
 - b) The Initiating QHIN queries its QHIN Directory to identify the appropriate Responding QHIN(s) for each HCID included in the Query Solicitation.
- 2) The Initiating QHIN creates an IHE Cross Gateway Retrieve [ITI-39] Request based on the Query Solicitation and sends it via the Initiating Gateway to each Responding QHIN's Responding Gateway.
 - a) The Initiating QHIN creates an audit log entry including the HCID of the Initiating Node and Responding QHIN(s).

- 3) Each Responding QHIN queries its QHIN Directory to identify the appropriate Responding Node(s) and sends a Request to retrieve documents, through any intermediary Participant or Subparticipants, as applicable, to each Responding Node.
 - a) The Responding QHIN's Request includes the repository ID, document ID, and/or any other document metadata as known by the Responding Node.
 - b) The Responding QHIN creates an audit log entry including the HCID of the Initiating Node, Initiating QHIN, and Responding Node(s).
- 4) Each Responding Node returns a Response with the appropriate document(s) and associated document ID(s) to the Responding QHIN, through any intermediary Subparticipants or Participant. as applicable.
- 5) Each Responding QHIN combines the Responses from the Responding Node(s) and returns a single IHE Cross Gateway Retrieve [ITI-39] Response to the Initiating QHIN's Initiating Gateway.
 - a) The Responding QHIN creates an audit log entry including the HCID and Assigning Authority of the Responding Node(s), Initiating QHIN, and Initiating Node.
- 6) The Initiating QHIN returns the Response(s) to the Initiating Node, through any intermediary Participant or Subparticipants, as applicable.
 - a) The Initiating QHIN creates an audit log entry identifying the Responding Node(s) and Initiating Node.

Alternate Flow 1: Error Flow

- 1) This workflow begins at Step 4 of the Nominal Flow.
- 2) A Responding Node returns an error message (e.g., XDSRepositoryError).
- 3) The Responding QHIN returns a Response to the Initiating QHIN's Initiating Gateway including the status urn:oasis:names:tc:ebxml-regrep:ResponseStatusType:Failure and one or more regrep:ResponseStatusType:RegistryError elements.
- 4) The Initiating QHIN returns a failure message to the Initiating Node for dispositioning.

Alternate Flow 2: Retrieve returns partial success

- 1) This workflow begins at Step 4 of the Nominal Flow.
- 2) A Responding Node returns an error message (e.g., no document is found).
- 3) The Responding QHIN combines the Responses from the Responding Node(s) and returns a single IHE Cross Gateway Retrieve [ITI-39] Response to the Initiating QHIN's Initiating Gateway.
 - a) If some, but not all, Requested documents are available, the Response includes all available documents, the status urn:ihe:iti:2007:ResponseStatusType:PartialSuccess, and some number of RegistryError elements.

- 4) The Initiating QHIN chooses to execute one of the following subflows:
 - a) Subflow 1: If the Initiating Node is unable to process a Partial Success Response, the Initiating QHIN returns the Response to the Initiating Node (through any intermediary Participant or Subparticipants, as applicable) as a Success. The Response does not indicate there were errors.
 - b) Subflow 2: The Initiating QHIN returns the Response to the Initiating Node (through any intermediary Participant or Subparticipants, as applicable), along with information about any errors.

Alternate Flow 3: Initiating Node asserts an Instance Access Consent Policy or Access Consent Policy

- 1) The Initiating Node includes the URI(s) of one or more Access Consent Policies (ACPs) or Instance Access Consent Policies (IACP) in its Query Solicitation.
 - a) An ACP may have an associated instance (IACP, e.g., a signed patient consent form) for a specific patient.
- 2) Each Responding Node obtains the (I)ACP per the Document Retrieve Workflow with the option of additionally using the Document Query workflow if additional information is needed to retrieve the document.
 - a) A Responding Node may incorporate retrieved (I)ACPs into access control decisions made with respect to releasing information in Response to a query.
 - b) If a Responding Node is unable to obtain the (I)ACP document or is unable to process a retrieved (I)ACP document and would not be able to disclose patient information without a valid (I)ACP, an error Response is returned. The flow ends for this Responding Node and the use case continues.
- 3) Nominal Flow resumes at Step 4.

Post-conditions

- 1) The Initiating QHIN has correlated the patient ID(s) and associated demographics received from the Initiating Node with the patient IDs and associated demographics as known by each Responding Node.
 - a) Whether the Initiating QHIN persists this correlation for later use is beyond scope of this workflow and is not specified.
- 2) The Initiating Node has obtained all available patient matches.
- 3) The Initiating Node has obtained all Requested document metadata as known by each Responding Node, per the parameters of the query.
- 4) The Initiating Node has retrieved all available Requested documents as known by each Responding Node that does not respond with an error.
- 5) All Requests and Responses have audit log entries showing source(s) and destination(s).

Message Delivery Scenario

In this scenario, a health care provider treats a patient in an emergency department and seeks to send a summary of the patient's care to the patient's primary care provider(s) through TECCA Exchange.

The health care provider is a member of a local network (e.g., state/local HIE, vendor- or payer-based network, etc.), which is connected as a Participant of a QHIN. To send the patient's care summary, the provider first sends a Message Delivery Solicitation to the local network, which is routed to the QHIN over a secure channel. The Message Delivery Solicitation includes the content of the message (i.e., the care summary), patient demographics and/or identifiers for a single patient, and information about the intended Responding Node of the message. The local network also transmits information about the identity of the provider sending the message, as well as an Exchange Purpose specified by the provider (i.e., "Treatment" in this scenario).

The QHIN processes the Message Delivery Solicitation, checks its QHIN Directory to identify the appropriate Responding QHIN, and initiates a QHIN Message Delivery. The Initiating QHIN connects to the Responding QHIN using the TLS protocol to establish a secure channel for the QHIN Message Delivery transaction; each QHIN authenticates the other QHIN (i.e., mutual authentication). After establishing a secure channel, the Initiating QHIN sends the Responding QHIN a SAML assertion conforming to the IHE XUA profile along with the message delivery transaction. The SAML assertion preserves information from the Message Delivery Solicitation about the Initiating Node and the Exchange Purpose but is assembled by the QHIN and signed by the QHIN's digital certificate.

The QHIN Message Delivery transaction uses the IHE Cross-Community Document Reliable Interchange (XCDR) profile¹³ to send the provider's message and other metadata from the Initiating QHIN to the Responding QHIN. The Responding QHIN then converts the XCDR transaction into the appropriate internal format, if necessary, and transmits the message to the Responding Node. The message is routed through any intermediary Participant and Subparticipants, as necessary. The Responding Node returns an acknowledgement message with appropriate disposition information to the Responding QHIN, which forwards the acknowledgment to the Initiating QHIN. The Initiating QHIN routes the acknowledgment through its network, including any intermediary Participant and Subparticipants, as necessary, to the provider that sent the message.

Each QHIN involved in the QHIN Message Delivery maintains audit logs of all activities and transactions the QHIN performed in the process of delivering the message, according to the IHE ATNA profile.

¹³ *IHE Cross-Community Document Reliable Interchange (XCDR) profile*, a supplement to the IHE IT Infrastructure (ITI) Technical Framework available at http://www.ihe.net/uploadedFiles/Documents/ITI/IHE_ITI_Suppl_XCDR.pdf.

Specified standards for QHIN Message Delivery are included in Table 2. Specified Standards for QHIN Message Delivery.

Table 2. Specified Standards for QHIN Message Delivery	
Message Delivery Functions	Specified Standard / Profile
Secure Channel	<ul style="list-style-type: none"> • IETF TLS 1.2 w/ BCP-195 or • IETF TLS 1.3 w/ BCP-195
Mutual Authentication	<ul style="list-style-type: none"> • IETF TLS
User Authentication	<ul style="list-style-type: none"> • IHE XUA
Authorization & Exchange Purpose	<ul style="list-style-type: none"> • IHE XUA
Message Delivery	<ul style="list-style-type: none"> • IHE XCDR
Auditing	<ul style="list-style-type: none"> • IHE ATNA (Content Only)

Actors

Actors/Services	Cardinality	System Actor
Initiating Node	1..1	Any initiating Actor
Initiating Gateway	1..1	Initiating QHIN
QHIN Directory	1..1	Initiating QHIN
QHIN Directory	1..*	Responding QHIN(s)
Responding Gateway	1..*	Responding QHIN(s)
Responding Node(s)	1..*	Any responding Actor

Assumptions

1. All Initiating and Responding Nodes agree on transport level details (specified for transactions between QHINs elsewhere in this document) that allow for the following:
 - a. System authentication and encrypted communications over a secure channel.
 - b. The ability to provide information in each transaction that identifies security and permission details about the Request such as who is Requesting, what their role is, and what their Exchange Purpose is.
 - c. The ability of the QHIN's Responding Gateway and Participants to choose if/how to allow the transaction to proceed based on this information and the requirements of the Common Agreement.

Pre-conditions

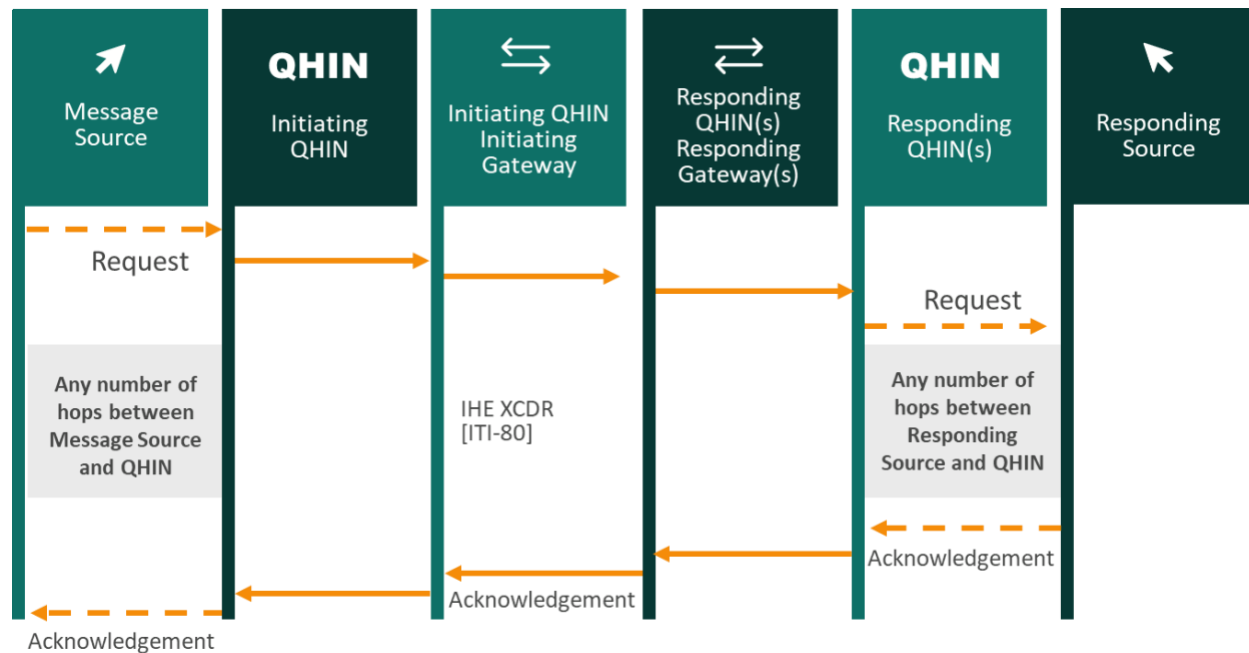
The following workflow assumes the following conditions:

- The Initiating Node knows a sufficient amount of the patient's demographics for a successful match as determined by the Responding Node.
- The Initiating Node knows the HomeCommunityID or other organizational information (e.g., organization name, city, and state) necessary to determine the appropriate destination of the message.
- Each Actor has the appropriate service endpoint(s) and other connectivity information for any other Actors with which it connects directly.
- The RCE Directory includes the organization name(s) and HomeCommunityID(s) for all current Participants and Subparticipants who have chosen to participate as a Responding Node of QHIN Message Delivery. Each Participant and Subparticipant is matched to the appropriate QHIN.
- Each QHIN maintains an up-to-date copy of the RCE Directory.
- Responding QHINs know the current HomeCommunityIDs for any Responding Nodes.

Use Case Steps

Message Send

Nominal Flow



- 1) The Initiating Node sends a Message Delivery Solicitation, through any intermediary Subparticipants or Participant, as applicable, to the Initiating QHIN to send a message.
 - a) The Initiating QHIN queries its QHIN Directory to identify the appropriate Responding QHIN for each message recipient included in the Message Delivery Solicitation.
- 2) The Initiating QHIN creates an IHE Cross-Gateway Document Provide [ITI-80] transaction and sends it via the Initiating Gateway to each Responding QHIN's Responding Gateway.
 - a) The Initiating QHIN includes the HCID identifying the Responding Node.
 - b) The Initiating QHIN creates an audit log entry including the HCID and Assigning Authority of the Initiating Node and Responding QHIN(s).
- 3) The Responding QHIN queries its QHIN Directory to identify the appropriate Responding Node and sends the message, through any intermediary Participant or Subparticipants, as applicable, to the Responding Node.
 - a) The Responding QHIN creates an audit log entry including the HCID and Assigning Authority of the Initiating Node, Initiating QHIN, and Responding Node.
- 4) The Responding Node returns an acknowledgement, through any intermediary Participant or Subparticipants, as applicable.
- 5) The Responding QHIN creates and sends an XCDR acknowledgement to the Initiating QHIN's Initiating Gateway.
 - a) The Responding QHIN creates an audit log entry including the HCID of the Responding Node, Initiating QHIN, and Initiating Node.
- 6) The Initiating QHIN returns each acknowledgement to the Initiating Node, through any intermediary Participant or Subparticipants as applicable.
 - a) The Initiating QHIN creates an audit log entry identifying the Responding Node and Initiating Node of the Response.

Alternate Flow 1: Error Flow

- 1) This workflow begins at Step 4 of the Nominal Flow.
- 2) A Responding Node returns an error message (e.g., message cannot be delivered).
- 3) The Responding QHIN returns a Response to the Initiating QHIN's Initiating Gateway including the status `urn:oasis:names:tc:ebxml-regrep:ResponseStatusType:Failure` and one or more `regrep:ResponseStatusType:RegistryError` elements.
- 4) The Initiating QHIN returns a failure message to the Initiating Node for dispositioning.

Alternate Flow 2: Patient Verification

- 1) This Workflow **precedes** Step 1 of the Nominal Flow
- 2) The Initiating Node initiates a Patient Discovery including all available patient demographics and sufficient information to identify the desired message recipient(s), such as the organization name, city, and state, Assigning Authority ID, and/or HCID(s) of the recipient(s).
- 3) The Initiating Node includes the Patient Identity in the Message Delivery Solicitation.
- 4) The Workflow continues at Step 1.

Post-conditions

- The Responding Node has received the document sent by the Initiating Node.
- The Initiating Node has obtained acknowledgement of receipt from each Responding Node.
- All Requests and Responses have audit log entries showing source and destination.

REQUIREMENTS FOR FUNCTIONS AND TECHNOLOGY TO SUPPORT EXCHANGE

Under the Common Agreement, QHINs are exchange hubs for participants in disparate health information networks. QHINs, Participants, and Subparticipants may Request to send or receive information through TEFCA Exchange and may offer Individual Access Services through which Individuals may send or receive their information through TEFCA Exchange.

QHINs are responsible for providing a set of Connectivity Services that support QHIN Query, Facilitated FHIR, and QHIN Message Delivery. To effectively deliver Connectivity Services, QHINs must perform a consistent set of technical functions.

This section outlines these functions, specifying constraints, standards, and implementation approaches where applicable.

QTF-1 All requirements pertaining to the IHE ITI Technical Framework profiles, unless otherwise specified, refer to IHE IT Infrastructure Technical Framework Revision 17.0 – Final Text, published July 20, 2020.¹⁴

Connectivity and Remediation

The basis for TEFCA Exchange is connectivity. As such, QHINs must maintain connectivity with their Participants and with other QHINs.

QTF-101 Each QHIN MUST be able to connect successfully, i.e., able to transact without error, with every other QHIN. Any failure in connectivity MUST be addressed and resolved in the shortest time that is feasible, with infeasibility to be determined and demonstrated consistent with 45 CFR 171.204(a)(1) or (3), as applicable based on the reason and circumstances for the failure in connectivity.

QTF-102 Each QHIN MUST be able to connect successfully, i.e., able to transact without error, to all of its Participants. Any failure in connectivity MUST be addressed and resolved in the shortest time that is not infeasible, with infeasibility to be determined and demonstrated consistent with 45 CFR 171.204(a)(1) or (3), as applicable based on the reason and circumstances for the failure in connectivity.

Certificate Policy

Public key infrastructure (PKI) often serves as the basis for securing electronic communications over the internet. PKI involves the use of digital certificates to assert and authenticate identities, encrypt data, and sign communications.

¹⁴ The IHE IT Infrastructure Technical Framework Revision 17 and appropriate Supplements can be found via https://www.ihe.net/resources/technical_frameworks/technical_framework_archives/#IT

QHINs must possess appropriate digital certificates for authentication, encryption, and signing. QHIN certificates will be chained to root certificates issued by Certificate Authorities approved by the RCE. The RCE may also establish a broader certificate policy (e.g., including certificate life-cycle operational requirements, certificate usage policies, naming conventions, etc.).

- QTF-201 QHINs MUST obtain TLS server certificates which are X.509 version 3 certificates with a signature that is at least 128 bit strength, and a public key of at least 128 bit strength; such certificates MUST be obtained, installed, and used in accordance with Applicable Law, and any relevant SOPs or implementation guides adopted by the RCE.
- QTF-202 QHINs MUST deploy hardware and/or software cryptographic modules certified to meet Federal Information Processing Standards (FIPS) Publication 140-2¹⁵ or 140-3.¹⁶

Secure Channel

Protecting the privacy and security of health information is essential for building trust among participating entities. As such, QHINs must provide a secure channel to ensure transport-level security for all transactions under their domain. Modern networked systems typically rely on the TLS protocol to communicate over the internet. TLS provides privacy and data integrity between systems, using cryptographic techniques to encrypt communications. Specified standards for Secure Channel are included in Table 3. Specified Standard for Secure Channel.

Table 3. Specified Standard for Secure Channel

Function	Specified Standard / Profile
Secure Channel	<ul style="list-style-type: none"> • IETF TLS 1.2 w/ BCP-195 or • IETF TLS 1.3 w/ BCP-195

- QTF-301 When interacting with another QHIN or Participant, a QHIN MUST establish a secure channel using TLS protocol version 1.2 or above.
- QTF-302 Use of the TLS protocol MUST be consistent with IETF BCP 195.
- QTF-303 A secure channel MUST conform to National Institute of Standards and Technology (NIST) Special Publication 800-52 Revision 2¹⁷ with the exceptions of:
- The following extensions MUST NOT be used:
 - TLS 1.2 Extension Client Certificate URL
 - TLS 1.3 Extension Early Data Indication
 - TLS 1.3 Zero Round Trip Time Resumption.

¹⁵ *Security Requirements for Cryptographic Modules* (FIPS Publication 140-2) - available at: <https://nvlpubs.nist.gov/nistpubs/FIPS/NIST.FIPS.140-2.pdf>

¹⁶ *Security Requirements for Cryptographic Modules* (FIPS Publication 140-3) - available at: <https://nvlpubs.nist.gov/nistpubs/FIPS/NIST.FIPS.140-3.pdf>

¹⁷ *Guidelines for the Selection, Configuration, and Use of Transport Layer Security (TLS) Implementations* (Special Publication 800-52 Revision 2) – available at <https://csrc.nist.gov/publications/detail/sp/800-52/rev-2/final>

QTF-304 Until a future version of the QTF officially deprecates TLS 1.2, QHINs must support TLS 1.2 as a floor with a preference for TLS 1.3.

Mutual Authentication

TLS also provides a handshake authentication protocol to verify the identities of systems establishing a secure channel. Whereas TLS can be implemented such that only “one side” (e.g., the server in a server-client relationship) is authenticated, this QTF specifies mutual authentication for all QHIN-to-QHIN and QHIN-to-Participant communication that is not secured with OAuth authentication. Specified standards for Mutual Authentication are included in Table 4. Specified Standard for Mutual Authentication.

Table 4. Specified Standard for Mutual Authentication

Function	Specified Standard / Profile
Mutual Authentication	<ul style="list-style-type: none"> • IETF TLS 1.2 w/ BCP-195 or • IETF TLS 1.3 w/ BCP-195 • OAuth 2.0

QTF-401 When interacting with another QHIN, QHINs MUST mutually authenticate using TLS protocol version 1.2 or higher.

QTF-402 Authentication between QHINs and Participants MUST use TLS 1.2 or higher or OAuth 2.0.

QTF-403 Use of the TLS protocol MUST be consistent with IETF BCP 195.

QTF-404 Until a future version of the QTF officially deprecates TLS 1.2, servers must support TLS 1.2 as a floor with a preference for TLS 1.3.

User Authentication

Authentication involves establishing confidence in the identity of an entity or person. All entities and persons Requesting TEFCA Exchange must be authenticated, and authentication information must be shared “upstream,” i.e., the entities’ or persons’ Participant and/or QHIN, for access control and auditing purposes. A QHIN, for example, needs to know and record the identity of any Subparticipant or user attempting to query for or send information via TEFCA Exchange. Because there may be a multi-layer hierarchy of Subparticipants under each Participant, the QHIN relies on each entity to obtain and share authentication information about those “downstream” from it, i.e., further removed from the QHIN in the hierarchy.

The IHE XUA Profile leverages SAML to communicate claims about an authenticated entity in transactions that cross enterprise boundaries. This QTF specifies that QHINs implement IHE XUA to support exchange of authentication information among QHINs. Specified standards for User Authentication are included in Table 5.

Table 5. Specified Standard for User Authentication

Function	Specified Standard / Profile
User Authentication	<ul style="list-style-type: none"> IHE XUA

- QTF-501 When signing an element of the SOAP header for QHIN-to-QHIN exchange, the DigestMethod Algorithm SHALL be “http://www.w3.org/2001/04/xmldsig-more#sha256” and the SignatureMethod Algorithm SHALL be “http://www.w3.org/2001/04/xmldsig-more#rsa-sha256”. SHA-1 SHALL NOT be used for computing signatures.
- QTF-502 When initiating a QHIN Query or QHIN Message Delivery, a QHIN MUST transmit a SAML assertion conforming to IHE XUA, identifying the user or staff member at the QHIN, Participant, or Subparticipant or identifying the Individual who Requested use of the QHIN’s Connectivity Services. Note that this user MAY refer to a system user, rather than a person, to account for information that is requested via automated system actions.
- QTF-503 When a QHIN creates a new SAML assertion or rewrites the SAML information to sign it using the QHIN SAML certificate, the new SAML assertion MUST persist the originating user and, as applicable, organization information.
- QTF-504 Following the IHE XUA¹⁸ requirements, the SAML assertion MUST include:
- User information including name, UserID, Subject-Role, and, if appropriate, National Provider Identifier (NPI),
 - Organization name, and HomeCommunityID of the Query or Initiating Node initiating the transaction, and
 - RCE Directory Service entry Organization Resource id at the most granular level (e.g., lowest level Subparticipant or child) in the Subject Organization ID Attribute in the format Organization/[directory identifier]
 - Patient Identifier including Assigning Authority, if known.
- QTF-505 The SAML assertion MAY include the Authz-Consent Option.¹⁹
- QTF-506 QHINs MUST be capable of receiving authentication information from Participants, including the authenticated identity of any Subparticipants and/or Individuals and/or users Requesting the use of Connectivity Services.
- QTF-507 QHINs MUST specify the mechanism(s) (i.e., format and content) by which Participants transmit authentication information to the QHIN.

¹⁸ See IHE IT Infrastructure Technical Framework Volume 2b section 3.40, available at https://www.ihe.net/uploadedFiles/Documents/ITI/IHE_ITI_TF_Rev17-0_Vol2b_FT_2020-07-20.pdf

¹⁹ See IHE IT Infrastructure Technical Framework Volume 2b section 3.40.4.1.2.2, available at https://www.ihe.net/uploadedFiles/Documents/ITI/IHE_ITI_TF_Rev17-0_Vol2b_FT_2020-07-20.pdf

Authorization & Exchange Purpose

Authorization involves verifying whether an entity or person is eligible to access a Requested network or service. The Common Agreement requires that all Requests to send and receive information through TEFCA Exchange fall under a defined set of Exchange Purposes.

QHINs use SAML assertions based on the IHE XUA profile to identify the Exchange Purpose when initiating a QHIN Query or QHIN Message Delivery. Specified standards for Authorization & Exchange Purpose are included in Table 6.

Table 6. Specified Standard for Authorization & Exchange Purpose

Function	Specified Standard/Profile
Authorization & Exchange Purpose	<ul style="list-style-type: none"> IHE XUA

- QTF-601 QHINs MUST be capable of receiving and transmitting authorization information, including a representation of the Exchange Purpose, along with any Request for use of Connectivity Services.
- QTF-602 When initiating a Patient Discovery, QHIN Query (Document Query and Document Retrieve) or QHIN Message Delivery, a QHIN MUST transmit a SAML assertion using IHE XUA, including the Exchange Purpose as identified by the staff or users at the QHIN, Participant, or Subparticipant Requesting the use of Connectivity Services.
- QTF-603 The Initiating QHIN MUST verify the Initiating Node's asserted Exchange Purpose against those listed for the Initiating Node in the RCE Directory Service. A transaction without an Exchange Purpose that is listed in that Initiating Node's directory entry MUST NOT be accepted.
- QTF-604 The PurposeOfUse in the SAML assertion MUST be one of the codes corresponding to the Exchange Purpose code system OID: 2.16.840.1.113883.3.7204.1.5.2.1, as defined in the Exchange Purposes SOP or an applicable Exchange Purpose Implementation SOP.
- QTF-605 The XUA PurposeOfUse Option²⁰ MUST be used.
- QTF-606 QHINs MUST specify the mechanism (i.e., format and content) by which Participants transmit authorization information, including an Exchange Purpose, to the QHIN.

Patient Discovery Query

Health information exchange workflows typically begin with a search for matching patients. IHE provides a widely implemented profile supporting patient discovery: XCPD.

²⁰ See *IHE IT Infrastructure Technical Framework* Volume 2b Section 3.40.4.1.2.3 PurposeOfUse Option for details: https://www.ihe.net/uploadedFiles/Documents/ITI/IHE_ITI_TF_Rev17-0_Vol2b_FT_2020-07-20.pdf

XCPD enables entities to locate communities that hold relevant patient health data and correlate patient identifiers across communities holding the same patient's data. XCPD is frequently used to discover patients prior to an XCA Query.

QHINs will return HomeCommunityIDs where available.

QHINs must implement the IHE XCPD profile to enable query-based QHIN-to-QHIN patient discovery. The specified standard for patient discovery is included in Table 7.

Table 7. Specified Standard for Query

Function	Specified Standard / Profile
Patient Discovery	<ul style="list-style-type: none"> IHE XCPD

- QTF-701 QHINs MUST ensure that Query Solicitations unambiguously and accurately identify the Initiating Node.
- QTF-702 QHINs MUST implement the IHE XCPD profile for QHIN Patient Discovery.
- QTF-703 Initiating QHINs MUST be capable of receiving Query Solicitations from a Participant.
- QTF-704 Initiating QHINs MUST be capable of processing Query Solicitations to determine the appropriate Responding QHIN(s) via their QHIN Directory.
- QTF-705 If the Initiating Node does not indicate specific providers or facilities to be queried, all QHINs MUST be queried using provided demographics.
- QTF-706 Initiating QHINs MUST be capable of processing Query Solicitations to identify patient demographic information to include in XCPD Queries to Responding QHINs.
- QTF-707 Responding QHINs MUST be capable of processing XCPD Queries to resolve patient identity (see Patient Identity Resolution function).
- QTF-708 Initiating QHINs MUST be capable of processing XCPD Responses and sending the results to the Initiating Node (through any intermediary Participant or Subparticipants, as applicable).
- QTF-709 Initiating QHINs MUST include all patient demographics available including patient identifiers used in TEFCAs and those that are widely applicable provided in the Query Solicitation in the XCPD Request resulting from that Query Solicitation, unless demographics are provided that are not supported by the XCPD profile, with the exception of Social Security Number which MAY be included.
- QTF-710 Initiating QHINs MAY direct a Query to a specific Responding Node in the XCPD [ITI-55] Request by including the Responding Node's HomeCommunityID in the receiver/device/asAgent/representedOrganization/id/@root attribute
- QTF-711 If the receiver/device/asAgent/representedOrganization/id/@root attribute is populated with the HomeCommunityId of a Responding Node, the Responding QHIN

MUST respond with information from the Responding Node corresponding to that HomeCommunityId.

- QTF-712 If the HomeCommunityId is not associated with a Responding Node that is served by the Responding QHIN, then it SHOULD return an error as specified in Case 5 of ITI TF-2b section 3.55.4.2.3
- QTF-713 Each Patient Discovery match (i.e., RegistrationEvent) MUST include the code NotHealthDataLocator to indicate that the corresponding community does not maintain externally available location information about this patient. See *IHE ITI TF-2b: 3.55.4.2.2.5 Specifying Support as a Health Data Locator*.
- QTF-714 Patient Discovery Responses returning HomeCommunityIDs MUST include the Responding Node's HomeCommunityID, Assigning Authority, and the patient identifier when a successful patient match is found.
- QTF-715 Data for address fields used in Patient Discovery Queries MUST be converted, if needed to conform to Project US@ Technical Specifications²¹, by the Initiating QHIN prior to being transmitted to any Responding QHINs. However, if the field does not contain a street address but contains other geographical details (e.g., Longitude/Latitude or other geographic identifier), it is recommended that whatever information that the patient provided not be abbreviated.
- QTF-716 A Responding QHIN MUST NOT reply to a Query with the demographics used to initiate the Patient Discovery Query. The Responding Node MUST return the demographics as known in its system.
- QTF-717 A Responding QHIN MUST NOT respond to a Patient Discovery Query with a Request for additional demographics.

Document Query and Retrieve

Locating patient records for retrieval involves multiple steps, including determining what information in the form of documents is available, and actual retrieval of the desired documents. The IHE XCA profile specifies this process.

XCA supports the means to Query and retrieve relevant patient health data held by other communities in the form of documents. Using XCA requires knowledge of patient identity and the HomeCommunityID of the Responding Node when Querying for and retrieving clinical documents. If the Patient Discovery Query response contains multiple patient identifiers, then there will need to be multiple FindDocuments requests; one for each patient identifier selected.

²¹Project US@ Technical Specification. – available at <https://oncprojecttracking.healthit.gov/wiki/pages/viewpage.action?pagelD=180486153>

IHE does not define a document beyond “a collection of bytes, including proprietary and textual formats.”²² Therefore an XCA document may be any form of information including C-CDA 2.1, FHIR® resources, PDF, or other formats. For purposes of Document Query and Retrieve, C-CDA 2.1 is the expected format for all structured patient information. If a Responding Node is unable to return a C-CDA 2.1 document, the data may be converted to the C-CDA 2.1 template by a Responding QHIN, Participant, or Subparticipant prior to transmission to the Initiating QHIN.

QHINs must implement the IHE XCA profile to enable Query-based QHIN-to-QHIN document exchange. The specified standard for Document Query and Retrieve is included in Table 8. Specified Standard for Document Query.

Table 8. Specified Standard for Document Query

Function	Specified Standard / Profile
Document Query and Retrieve	<ul style="list-style-type: none"> IHE XCA

- QTF-801 QHINs MUST implement the IHE XCA profile for QHIN Document Query and Retrieve.
- QTF-802 Initiating QHINs MUST be capable of processing Query Solicitations to identify query parameters to include in XCA requests to Responding QHIN(s).
- QTF-803 When initiating a QHIN Query, an Initiating QHIN MUST use ITI-38 Cross Gateway Query and ITI-39 Cross Gateway Retrieve, even if using a non-IHE transaction to receive the Query from their Participant.
- QTF-804 A Responding QHIN MUST accept only ITI-38 Cross Community Query and ITI-39 Cross Community Retrieve from an Initiating QHIN for QHIN Query IHE transactions but may use any exchange method with their Participants.
- QTF-805 When a Responding Node is unable to generate C-CDA 2.1 template documents as defined in HL7 CDA® R2 Implementation Guide: Consolidated CDA Templates for Clinical Notes – US Realm, QHINs MAY offer document conversion services, except where the use of another template or format is consistent with QTF-807 and QTF-812.
- QTF-806 A QHIN converting a document to C-CDA 2.1 format MUST convert to one of the document templates as defined in HL7 CDA® R2 Implementation Guide: Consolidated CDA Templates for Clinical Notes – US Realm.²³
- QTF-807 Responding QHINs SHOULD transmit any specific document format Requests (provided by the Initiating QHIN via the IHE XDSDocumentEntryFormatCode XCA parameter) to Responding Nodes.

²² IHE IT Infrastructure White Paper Health Information Exchange: Enabling Document Sharing Using IHE Profiles—available at <https://profiles.ihe.net/ITI/HIE-Whitepaper/index.html>

²³ C-CDA (HL7 CDA® R2 Implementation Guide: Consolidated CDA Templates for Clinical Notes - US Realm) available at: https://www.hl7.org/implement/standards/product_brief.cfm?product_id=492

- QTF-808 Responding QHINs SHOULD provide C-CDA 2.1 documents that follow recommendations as presented in Concise Consolidated CDA: Deploying Encounter Summary CDA Documents with Clinical Notes.²⁴
- QTF-809 All C-CDA 2.1 format documents adhering to the Continuity of Care Document template MUST include all appropriate data classes and elements from United States Core Data for Interoperability (USCDI) V1²⁵ when data are available and subject to QTF-810. This includes additional section templates not included in base CCD (e.g., Patient Goals). The RCE will update the QTF to enable the use of future versions of USCDI that are consistent with ONC rules for health IT certification compliance.
- QTF-810 If the data can be mapped to data classes, data elements and vocabulary requirements specified in USCDI V3.1, data sent on or after December 31, 2025 MUST conform to data classes, data elements, and vocabulary requirements in USCDI V3.1
- QTF-811 As of January 1st, 2027, all information sent MUST conform to USCDI V3.1 data classes, data elements, and vocabulary requirements.
- QTF-812 Where no code matching a data requirement exists in a USCDI specified code system, a code from a recognized code system (e.g., ICD-10, LOINC) SHOULD be used or a custom code MAY be used.
- QTF-813 Responding QHINs MAY provide patient information in other document formats if required by Applicable Law or if an alternative format is Requested by the Initiating QHIN via the IHE XDSDocumentEntryFormatCode XCA parameter.
- QTF-814 The minimum required parameters for a Cross-Gateway Query FindDocuments Registry Stored Query transaction are the Responding Node's HomeCommunityID, patientId, and Assigning Authority for each patient record returned, and the status of the document entries to return, typically urn:oasis:names:tc:ebxml-regrep:StatusType:Approved. "Approved" in this context means that the document is available for patient care and has not been superseded by a new version.
- QTF-815 If such a Query is indicated by the Query Solicitation, Initiating QHINs MAY specify a document status of urn:oasis:names:tc:ebxml-regrep:StatusType:Deprecated to obtain historical document entries that have been superseded, inactivated, or are not considered the most current version.
- QTF-816 Responding QHINs SHOULD provide to Responding Nodes any specific document status Requests provided by the Initiating QHIN in the Cross-Gateway Query FindDocuments Registry Stored Query transaction.

²⁴ Concise Consolidated CDA: Deploying Encounter Summary CDA Documents with Clinical Notes -- available at <https://carequality.org/wp-content/uploads/2022/04/Improve-C-CDA-Joint-Content-WG-v2.0-20220316-DISTRO.pdf>

²⁵ The United States Core Data for Interoperability (USCDI) – available at <https://www.healthit.gov/isa/united-states-core-data-interoperability-uscdi>

- QTF-817 QHINs MUST NOT return an invalid parameter error if the `$XDSDocumentEntryServiceStartTimeTo` and/or `$XDSDocumentEntryServiceStopTimeFrom` parameters are included. Responding QHINs SHOULD transmit any query parameters related to `serviceStartTime` and `serviceStopTime` to the Responding Node.
- QTF-818 `$XDSDocumentEntryServiceStartTimeTo` and `$XDSDocumentEntryServiceStopTimeFrom` are optional parameters that may be included in the Cross-Gateway Query FindDocuments Registry Stored Query to limit the number of documents returned. Usage MUST follow the guidance of Concise Consolidated CDA: Deploying Encounter Summary CDA Documents with Clinical Notes section 2.6.3.2 Filtering by date/time range. IHE XDS Query Parameters. `serviceStartTime` and `serviceStopTime` are defined ITI TF-3 Table 4.1.3.2-1. These query parameters are among the metadata parameters that MUST be returned with objects in all LeafClass Query for Documents Responses. `serviceStartTime` and `serviceStopTime` MUST be Requested as UTC in DTM format.
- QTF-819 If `$XDSDocumentEntryServiceStartTimeTo` and `$XDSDocumentEntryServiceStopTimeFrom` are not specified, the Responding Node MAY limit the Query response to data from the past five years.
- QTF-820 The Cross-Gateway Query FindDocuments Registry Stored Query request MAY include both `DocumentEntryType` parameters with values of `urn:uuid:7edca82f-054d-47f2-a032-9b2a5b5186c1` and `urn:uuid:34268e47-fdf5-41a6-ba33-82133c465248` to specify that Stable and On-Demand Documents should be included where both are available. If only Stable or On-Demand Documents are available, only those DocumentEntries should be sent.
- QTF-821 The Initiating QHIN MUST specify a `returnType` parameter value of `LeafClass`, which means to return full metadata contents. See *IHE ITI TF-1: 18 Cross-Community Access (XCA) Integration Profile*, *IHE ITI TF-2b: 3.38*, and *IHE ITI TF-2a: 3.18*.
- QTF-822 Responding QHINs MUST be capable of processing XCA Requests to identify and retrieve appropriate documents.
- QTF-823 Initiating QHINs MUST be capable of processing XCA Responses and sending the results to the Initiating Node (through any intermediary Participant or Subparticipants, as applicable).

Message Delivery

In addition to query-based document exchange, many health information networks also provide capabilities for users to send (i.e., push) patient data to other entities. The TECCA Exchange enabled by the Common Agreement supports push capabilities using the IHE XCDR²⁶ profile. QHINs function as hubs for routing messages sent to and from their networks.

The specified standards for message delivery are included in Table 9. Specified Standard for Message Delivery. Message delivery transactions between QHINs and Participants may use the XCDR profile or may negotiate a different delivery method that supports the local workflow.

Table 9. Specified Standard for Message Delivery

Function	Specified Standard / Profile
Message Delivery	<ul style="list-style-type: none"> IHE XCDR
QTF-901	All QHINs MUST implement Cross-Community Document Reliable Interchange (XCDR) Rev. 1.6 for message exchange with other QHINs.
QTF-902	All QHIN XCDR Responding Gateways MUST be grouped with the IHE XDR Document Recipient.
QTF-903	QHINs MAY implement the XCDR profile for exchange with their Participants or negotiate other methods of exchange.
QTF-904	Initiating QHINs MUST be capable of processing Message Delivery Solicitations to determine the appropriate Responding QHIN(s) via their QHIN Directory.
QTF-905	All Initiating QHINs MUST return acknowledgement of delivery of the message to the Initiating Node (via any intermediary Participant and Subparticipants, as applicable).
QTF-906	QHINs MUST specify the format and content of acceptable message delivery acknowledgements from Participants.
QTF-907	Initiating QHINs MUST be capable of receiving Message Delivery Solicitations from a Participant.
QTF-908	Initiating QHINs MUST be capable of processing Message Delivery Solicitations to identify documents and associated metadata to include in XCDR transactions to the appropriate Responding QHIN(s).
QTF-909	Responding QHIN(s) MUST be capable of processing XCDR transactions to send documents and associated metadata to the Responding Node (via any intermediary Participant and Subparticipants, as applicable).

²⁶ IHE Cross-Community Document Reliable Interchange (XCDR) - available at https://www.ihe.net/uploadedFiles/Documents/ITI/IHE_ITI_Suppl_XCDR.pdf

- QTF-910 QHINs MUST be capable of sending and receiving message delivery acknowledgements to and from QHINs and Participants.
- QTF-911 A Responding QHIN MUST transfer the content of the XCDR transaction to the appropriate Participant for management or transfer to their Subparticipant.
- QTF-912 A Responding QHIN that is unable to deliver the content of a Message Delivery transaction must return the XDSUnavailableCommunity error.
- QTF-913 If the data can be mapped to data classes, data elements and vocabulary requirements specified in USCDI V3.1, data sent on or after December 31, 2025 MUST conform to data classes, data elements, and vocabulary requirements in USCDI V3.1
- QTF-914 As of January 1st, 2027, all information sent MUST conform to USCDI V3.1 data classes, data elements, and vocabulary requirements.
- QTF-915 Where no code matching a data requirement exists in a USCDI specified code system, a code from a recognized code system (e.g., ICD-10, LOINC) SHOULD be used or a custom code MAY be used.

Patient Identity Resolution

Patients frequently cross network boundaries when receiving care, contributing to fragmentation of records, duplicate records, and inconsistent representations of patient identity across disparate providers. Accurately resolving patient identity is necessary for ensuring appropriate access to information, particularly in Query-based contexts. Some QHINs might use a centralized master patient indexing service to manage identity information associated with patients under the QHIN's domain. Other QHINs might rely on more federated approaches to resolve patient identity (e.g., by sending patient demographic information and Requesting matches from each Participant connected to the QHIN).

- QTF-1001 A QHIN MUST be capable of accurately resolving Requests to match patient demographic information with patient identities under its domain via an Enterprise Master Patient Index (eMPI) or Record Locator Service; OR
- QTF-1002 A QHIN MAY use other innovative methods or delegate the patient identity resolution function to its Participant(s).
- QTF-1003 A QHIN MUST fulfill service-level agreement (SLA) requirements for all Patient Discovery Queries.
- QTF-1004 A patient identity resolution function MUST be able to respond to a QHIN Query within any service-level agreement (SLA) requirements adopted by the RCE for TEFCA Exchange.

Record Location

The exchange functions enabled by TECCA Exchange depend on accurately determining which entities maintain relevant information. Query functions, in particular, rely on accurate and comprehensive record location. This QTF does not specify a particular technology or standard for QHINs to use to locate patient records.

QTF-1101 A Responding QHIN MUST be capable of identifying which, if any, of its Participants and/or Subparticipants are the Responding Node.

Directory Services

Directory services enable entities to manage information associated with health care organizations and persons. A provider directory, for example, may include information about a provider's demographics (e.g., name, date of birth), relationships (e.g., where a provider works), and electronic endpoints (e.g., a Direct address, HL7[®] FHIR[®] server URL). QHINs will rely on directories to route transactions. For instance, a QHIN might use a directory to identify the appropriate recipient(s) of a QHIN Message Delivery or QHIN Query.

The RCE Directory Service is an HL7 FHIR-based service using a profile on the Organization Resource and custom transactions. The RCE Directory Service will be the primary location for determining the HomeCommunityID and Responding QHIN for QHIN-to-QHIN data exchange. QHINs will be responsible for updating the RCE Directory Service with HomeCommunityIDs of their connected Participants and Subparticipants. QHINs are expected to maintain a local copy of the contents of the RCE Directory Service to support their Connectivity Services and facilitate query and message delivery transactions.

This QTF specifies the following directory service constraints:

- QTF-1201 The QHIN Directory MUST maintain the Responding QHIN, HomeCommunityID and FHIR Endpoint for all Participants and Subparticipants.
- QTF-1202 An Initiating QHIN MUST be capable of accurately identifying the Responding QHIN for a QHIN Query or QHIN Message Delivery via its QHIN Directory.
- QTF-1203 All connections to the RCE Directory Service MUST conform to the requirements of the RCE Directory Service Implementation Guide.²⁷
- QTF-1204 A QHIN MUST update the RCE Directory Service with any new Participant and Subparticipant Initiating Nodes at least two business days prior to the Participant and Subparticipant commencing production activities.
- QTF-1205 A QHIN MUST create a directory entry for each individual facility within a Participant's or Subparticipant's organization.

²⁷ RCE Directory Service Implementation Guide located at: <https://rce.sequoiaproject.org/RCEIG/output/index.html>

- QTF-1206 A QHIN Directory **MUST** include all intended Exchange Purpose codes a Participant or Subparticipant will use for all initiated transactions.
- QTF-1207 A QHIN **MUST** ensure that all updates and changes to Participant or Subparticipant HomeCommunityID(s) and FHIR Endpoints are submitted to the RCE Directory Service prior to taking effect.
- QTF-1208 QHINs **MUST** retrieve all changes to the RCE Directory Service and merge them into their QHIN Directory no more often than once per hour and no less often than once per day.
- QTF-1209 Where the QHIN Directory is distributed to a QHIN's Participants and/or Subparticipants, the distribution of any updates and changes must be distributed as soon as technically possible to a maximum of 24 hours after an RCE Directory Service Query.

Auditing

Maintaining records of activities and transactions supported by the Connectivity Services can assist with troubleshooting and help facilitate monitoring for improper use. Moreover, audit records support a QHIN's ability to maintain and produce an accounting of disclosures, where required by Applicable Law and/or the Common Agreement.

The IHE ATNA profile describes several foundational elements of secure systems, including node authentication, user authentication, telecommunications encryption, and event audit logging. QHINs must implement the IHE ATNA profile requirements specific to event audit logging for activities and transactions between QHINs and between QHINs and Participants. Other elements of secure systems defined by ATNA, such as authentication, are specified elsewhere in this QTF. Specified standards for auditing are included in Table 10. Specified Standards for Auditing.

Table 10. Specified Standards for Auditing

Function	Specified Standard / Profile
Auditing	<ul style="list-style-type: none"> IHE ATNA (content only) ASTM E2147-18

- QTF-1301 A QHIN **MUST** be able to export all audit records in a format that is readable by other systems, including a schema that identifies all relevant fields. This **MUST** be accompanied by documentation specifying the mappings from the schema to ATNA. All fields required and relevant to an associated SOP **MUST** be included.
- QTF-1302 A QHIN **MUST** follow auditing content guidance in any of the IHE transactions and profiles specified by this QTF including all codes and elements.
- QTF-1303 A QHIN **MUST** create and store audit records for all activity events related to the QHIN's operation.

Error Handling

Activities and transactions enabled by a QHIN's Connectivity Services may fail or otherwise generate errors. Error messages should clearly communicate the cause of the error along with any other appropriate details to assist in resolving the issue.

- QTF-1401 A QHIN MUST be capable of generating, sending, and receiving error messages for activities and transactions involving other QHINs as defined in IHE profiles specified by this QTF.
- QTF-1402 A QHIN MUST be capable of sending and receiving error messages for activities and transactions originating from Participants, translating them as needed into error messages as defined in IHE profiles specified by this QTF, and returning them in Responses to the Initiating or Responding QHIN, as necessary.

Constraints for QHIN Query for Initiating Node(s) and Responding Node(s)

For proper operation of the transactions enabled by TECA Exchange, QHINs will need to ensure that Participants and Subparticipants provide information necessary for QHIN functions. The following requirements must be complied with at the level of Query or Initiating Node and/or Responding Node, as applicable, regardless of whether the Initiating Node, Initiating Node, or Responding Node is a QHIN, Participant, or Subparticipant:

- QTF-1501 An Initiating Node MUST include all known demographics supported by the IHE XCPD profile in its Query Solicitations for Patient Discovery with the exception of a Social Security Number, which MAY be included.
- QTF-1502 An Initiating Node MUST execute a Patient Discovery Query each time a FHIR or Document Query is to be executed unless the location has been previously confirmed to have data regarding the patient to be queried.
- QTF-1503 A Responding Node MUST send only one patient identity for each matching patient in Response to a patient discovery Query.
- QTF-1504 Data for address fields used for patient discovery Query SHOULD conform to Project US@ Technical Standards. However, if the field does not contain a street address but contains other geographical details (e.g., Longitude/Latitude or other geographic identifier), it is recommended that whatever information that the patient provided not be abbreviated.

- QTF-1505 A Responding Node SHOULD provide C-CDA 2.1 documents that follow recommendations as presented in Concise Consolidated CDA: Deploying Encounter Summary CDA Documents with Clinical Notes²⁸, when the information held by that Responding Node is organized around a clinical encounter construct.
- QTF-1506 All C-CDA 2.1 format documents adhering to the Continuity of Care Document template MUST include all appropriate data classes and elements from United States Core Data for Interoperability (USCDI) V1²⁹ when data are available and subject to QTF-1507. This includes additional section templates not included in base CCD (e.g., Patient Goals). The RCE intends to update the QTF to enable the use of future versions of USCDI that are consistent with ONC rules for health IT certification compliance.
- QTF-1507 If the data can be mapped to data classes, data elements and vocabulary requirements specified in USCDI V3.1, data sent on or after December 31, 2025 MUST conform to data classes, data elements, and vocabulary requirements in USCDI V3.1
- QTF-1508 As of January 1st, 2027, all information sent MUST conform to USCDI V3.1 data classes, data elements, and vocabulary requirements.
- QTF-1509 Where no code matching a data requirement exists in a USCDI V1 or V3.1, as appropriate, specified code system, a code from a recognized code system (e.g., ICD-10, LOINC) SHOULD be used or a custom code MAY be used.
- QTF-1510 A Responding Node SHOULD NOT respond to a patient discovery Query with a Request for additional demographics.
- QTF-1511 A Responding Node MUST NOT reply to a Query with the demographics used to initiate the Patient Discovery Query. The Responding Node MUST return the demographics as known in its system.
- QTF-1512 The QHIN Initiating Gateways and Responding Gateways SHOULD support the On-Demand Document option.

²⁸ Concise Consolidated CDA: Deploying Encounter Summary CDA Documents with Clinical Notes -- available at <https://carequality.org/wp-content/uploads/2022/04/Improve-C-CDA-Joint-Content-WG-v2.0-20220316-DISTRO.pdf>

²⁹ The United States Core Data for Interoperability (USCDI) – available at <https://www.healthit.gov/isa/united-states-core-data-interoperability-uscdi>

QTF-1513 An (I)ACP document reference MUST be accompanied by one of the following OIDs to declare the format of the consent document:

OID	Representation
urn:oid:2.16.840.1.113883.3.7204.1.1.1.1.2.1	(I)ACP Document contains access consent and is in scanned PDF format of a signed document
urn:oid:2.16.840.1.113883.3.7204.1.1.1.1.2.2	(I)ACP Document contains access consent and is in XACML format
urn:oid:2.16.840.1.113883.3.7204.1.1.1.1.2.3	(I)ACP Document contains access consent and is in HL7 FHIR® Consent Resource format
urn:oid:2.16.840.1.113883.3.7204.1.1.1.1.2.4	(I)ACP Document contains access consent and is in Kantara Consent Receipt format

QTF-1514 Any (I)ACP asserted by an Initiating Node MUST be available for retrieval using the Document Retrieve Workflow.

QTF-1515 An (I)ACP in IHE Document Sharing format asserted by an Initiating Node MUST be specified using an Attribute element with a Name of `urn:ihe:iti:xua:2025:document-resource-id` and value consisting of a single composite value encoding the DocumentEntry UniqueId, Repository UniqueId and the HomeCommunityId in CX-style concatenation syntax (i.e., `<DocumentEntry>&<Repository>&<HCID>`) without urn:oid format.

- The HomeCommunityId SHOULD be specified but defaults to the HCID of the Initiating Node if not specified.
- The Repository UniqueId SHOULD be specified. If not supplied, a Document Query SHOULD be done to locate the (I)ACP document
- DocumentEntryId MUST be specified.

As Example:

```
<saml:Attribute Name="urn:ihe:iti:xua:2025:document-resource-id">
  <saml:AttributeValue>
    2.16.840.1.113883.3.72.5.9.1&1.2.840.113619.6.197.412&1.3.6.1.4
    .1.21367.13.20.1000
  </saml:AttributeValue>
</saml:Attribute>
```

QTF-1516 If a Query Request is accompanied by an (I)ACP document, the Responding Node SHOULD attempt to retrieve the document via the Document Retrieve Workflow, prior to responding to the Query.

QTF-1517 If an (I)ACP cannot be retrieved and the Responding Node is not able to disclose patient information without a valid (I)ACP, an appropriate error Response MUST be returned.

- QTF-1518 If a retrieved (I)ACP cannot be processed by a Responding Node and the Responding Node is not able to disclose patient information without a valid (I)ACP, that Responding Node MUST respond with an appropriate error indicating that the (I)ACP could not be verified.
- QTF-1519 If a Query request is not accompanied by an (I)ACP document and the Responding Node is not able to disclose patient information without a valid (I)ACP, an appropriate error Response (e.g., AccessDenial) SHOULD be returned.
- QTF-1520 All transactions between QHINs and Participants and/or between and among Participants and Subparticipants MUST be represented in audit log entries that adhere to the content requirements in ASTM E2147-18³⁰ §7 Audit Data and Audit Report Content as a minimum requirement.
- QTF-1521 Participants and Subparticipants MUST provide all necessary information to their QHIN for the RCE Directory Service entry prior to the information affecting the production environment.
- QTF-1522 Participants and Subparticipants MUST communicate all changes to their RCE Directory entry to their QHIN no less than 48 hours prior to the changes being implemented in the production environment.

CONSTRAINTS SPECIFIC TO FACILITATED FHIR EXCHANGE

With the addition of FHIR to the exchange modalities used within the QTF, the following constraints are specific to FHIR transactions using Facilitated FHIR Exchange. All QHINs, Participants and Subparticipants must follow these constraints when utilizing Facilitated FHIR for TECCA Exchange.

General Requirements

To enable exchange using the FHIR standard, specific versions of the standard and of specific FHIR Implementation Guides are necessary to achieve basic interoperability. For exchange that does not apply to specific FHIR Implementation Guides, including US Core, FHIR base specification requirements apply.

- QTF-1601 All FHIR transactions MUST conform to FHIR R4 Version 4.0.1.
- QTF-1602 Actors MUST continue to support any capabilities previously supported for TECCA Exchange under a particular FHIR Release (e.g., FHIR R4) or FHIR Implementation Guide, until support for that FHIR Release or Implementation Guide has been officially sunset by the RCE.

³⁰ ASTM E2147 – 18 *Standard Specification for Audit and Disclosure Logs for Use in Health Information Systems*—available at <https://www.astm.org/e2147-18.html>

QTF-1603 All FHIR transactions must follow the requirements listed in the Facilitated FHIR Implementation SOP.

TESTING PROCEDURE SUPPORTING REQUIREMENTS

QHINs will need to complete testing procedures as part of the initial Designation process and must be prepared to engage in testing activities on an ongoing basis. Details of these processes are outlined in the Onboarding & Designation SOP³¹.

- QTF-1701 All QHINs MUST create and maintain a test instance of the QHIN system to support testing and operations.
- QTF-1702 Each QHIN MUST create a test patient record and have a test clinician record created for diagnostic and onboarding testing per the Onboarding & Designation SOP, in both test and production environments.
- QTF-1703 QHIN test patients MUST be named with given name of the QHIN Name plus “QTF TEST” and family name QTFTEST-### (e.g., QTFTEST-001).
- QTF-1704 QHINS MUST NOT register test data into the production RCE Directory Service. During testing procedures, QHINS MUST determine facility routing information via their QHIN Directory.
- QTF-1705 The test patient data MUST include at least one C-CDA 2.1 document with synthetic clinical data that can be queried and retrieved.
- QTF-1706 All QHINs SHOULD create at least one C-CDA Discharge Summary and Progress Note template document for the test patient. QHINs serving outpatient clinics and inpatient hospitals MUST create such documents. Any encounters, etc. MUST be linked to the clinician created for QTF-1710.
- QTF-1707 Additional test data records MAY be created and made available as desired by the QHIN.
- QTF-1708 An outgoing patient discovery Query using the test data as per the Onboarding & Designation SOP MUST include all available demographics.
- QTF-1709 An outgoing patient discovery Response using the test data as per the Onboarding & Designation SOP MUST return all available demographics.
- QTF-1710 A test clinician record per the Onboarding & Designation SOP MUST be available for QHIN Message Delivery receipt and be available in both test and production environments.

³¹ Available at: https://rce.sequoiaproject.org/wp-content/uploads/2023/11/SOP-QHIN-Onboarding-and-Designation-v1.1_-508_nov3.pdf

- QTF-1711 A “Document Query Nominal Flow” of the test data per QTF-1701 MUST return the C-CDA 2.1 document(s) associated with a test patient.
- QTF-1712 A QHIN MUST execute a test of the *Nominal Flow* defined for each QHIN-to-QHIN transaction in Production on a quarterly basis with all Production QHINs that were in Production on or before the first day of the quarter and were not transacted with in the previous three months. If one or more tests fail, the results MUST be immediately reported to the RCE, and corrections MUST be executed as per QTF-1701 and communicated to the RCE.
- QTF-1713 When initiating a transaction in Production, a QHIN may claim any Exchange Purpose within the transactions used for the connectivity test, including Treatment, as long as: (i) the patient record used in the transaction is a synthetic record deliberately constructed so that it is reasonably expected not to match legitimate patient records; and (ii) the QHIN is acting in good faith to perform a test as required by the QTF and is not knowingly attempting to access data for a real patient.

PERFORMANCE MEASURES

In order to accurately measure the effectiveness of TEFCA Exchange, the RCE will collect several performance measures from QHINs. These data are meant to assess the performance of QHINs for each use case. The measures by themselves will not directly impact a QHIN’s Designation status.

- QTF-1801 The following data MUST be submitted to the RCE for each calendar month by the 15th of the following month:
- Downtime for the QHIN’s gateway Actors (e.g., Initiating Gateway, Responding Gateway) in minutes in the reporting month. Reports MUST include planned and unplanned downtime by Actor.
 - As a QHIN Initiating Gateway:
 - a. Raw count of successful (i.e., completed without error) QHIN-to-QHIN transactions per Exchange Purpose, per Responding QHIN, within the reporting period for each of:
 - i. Patient Discovery,
 - ii. Document Query,
 - iii. Document Retrieve, and
 - iv. Message Delivery.

- b. Raw count of errors in QHIN-to-QHIN transactions, per Responding QHIN per IHE metadata error code³² received within the reporting period.
- c. Raw count of connectivity errors per Responding QHIN received within the reporting period.
- d. Average Response time for each QHIN-to-QHIN transaction, per Responding QHIN transacted with during the reporting period. Each data point must include the message type, average Response time, and Responding QHIN.
- e. Total number of documents retrieved via QHIN Query per Exchange Purpose within the reporting period.
- f. Total number of documents successfully delivered via Message Delivery per Exchange Purpose within the reporting period.
- As a QHIN Responding Gateway:
 - a. Average Response time for each QHIN-Participant transaction by HCID within the reporting period.
 - b. Total number of messages received via QHIN Message Delivery within the reporting period.

QTF-1802 The following data must be submitted to the RCE for each calendar quarter by the end of the following month (January, April, July, October):

- a. Total number of member organizations and/or facilities connecting as or through the QHIN's Participants and Subparticipants with counts for each hospital, clinic, mental health center, post-acute/long-term care facility, public health entities, and payer organizations as well as an aggregate count of any other member organizations and/or facilities not matching these categories.
- b. Total number of clinicians connecting through the QHIN's Participants and Subparticipants.
- c. Total number of consumers/patients participating in Individual Access Services through the QHIN, its Participants, or Subparticipants.

³² See IHE IT Infrastructure Technical Framework Volume 3, Table 4.2.4.1-2: Error Codes for a complete list of error codes.